



# romeo relax\_2.cal 808 R\_2

## Model Code F2541

revision 00 of 07-12-17  
(the present replaces any previous versions)

**Structure:** pinewood, multilayer and plywood covered with polyurethane foam.

**Spring system:** elastic webbing.

**Seat Padding:** seat cushions in ecological polyurethane foam covered with 100% polyester padding.

**Back Padding:** back cushions and headrests in ecological polyurethane foam covered with 100% polyester padding.

**Arm Interior:** armrests in ecological polyurethane foam covered with 100% polyester padding.

**Removability:** not available.

**Sewing:** leather coverings feasible with contrast stitching in the colors available; cuts and sewing vary on microfiber (or fabric) coverings.

**Mechanisms:** electric recliner versions available with electrically liftable headrests\* and electric recliner mechanisms operated by a touch button. Manually liftable headrests\* on electric recliner versions with manual headrests, on non recliner sides of RHF/LHF electric recliner versions and fixed (non recliner) versions. The depth of the model with open recliner is 154 cm. The height of the model with lifted headrests is 95 cm.

**Components:** version (M79) is equipped with a flexible, removable touch technology LED lamp and aluminum varnished abs beverage holder. The beverage holder and the LED lamp are not available on version (M00). Version (M80) comes with a storage compartment, that can be used by lifting the wooden layer and is not equipped with beverage holder and the LED lamp. Version (M02) comes with a storage compartment, that can be used by lifting the wooden layer and is equipped with a flexible, removable touch technology LED lamp and aluminum varnished abs beverage holder.

**Standard feet:** dark walnut colored beech-wood, also available in rosewood or light walnut, h. 12 cm: PL1054 on armrest sides, PL1083 on armless and end sides, PL1084 on chaise longue front sides and rectangular ottoman, PL1095 front feet on RHF/LHF maxi chaise long. PL1054 feet feature a shiny metal plate on the top end. Upon request and with a price surcharge, wooden feet may be supplied in canaletto walnut or sessile oak. Some versions may be equipped with hidden feet with a supporting structural function.

**Optional versions:** armrest pillow version (870) in 100% polyester padding covered with white cotton.

**Please note:** armless versions are equipped with feet PL1083. (\*) Headrests on electric recliner versions, electrically liftable through a touch button, when positioned vertically are detached from the backrest, thus creating an empty space. Such empty space is not visible on versions with manually liftable headrests. Rect. ottoman version (635) displays different aesthetic features if compared with the model.

With the reservation of carrying for production purposes and without advanced notices modifications on the materials, coverings and dimensions of the product as indicated in the relevant specification. The given dimensions and volume are of indicative value being subject to the production process tolerances.

### Density of seat and back

Markets	Seat	Back
I	35 Medium	27
D - NL - CH		
USA - California	35 soft	27 soft
GB	35 fire retardant	25 fire retardant
Others	35 Medium	27

Note: when no values/contents are specified in the chart, please refer to 'Others' field/area.

### Coverings

	suggested	not suggested	not possible
thick leathers	✓		
thin elastic leathers	✓		
natural leathers	✓		
fabric*	✓		
microfibre*	✓		
leather + split	✓		
DeLuxe			✓
multicovering	✓		
multicolour	✓		

Please note: for not removable models, only one colour fabric covers are available.

\* fabrics and microfibers are not available for the U.K. market

entirely in leather, fabric or microfibre. MULTICOLOR: available in the same article of leather, fabric or microfibre in two tones: 1st color: outer sides and edge; 2nd color: seat and back cushions. MULTICOVERING: available in leather / fabric or microfibre; 1st cov. in leather: outer sides and edge; 2nd cov. in fabric or microfibre: seat and back cushions. \*\*\*\*\* PLEASE NOTE! RHF/LHF REC. CHAIRS (P24, P25, P26, P27, P28, P29, P30, P31, P32, P33, P34, P35) AND RECLINER ARMLESS CHAIRS (106, E95, I82) CANNOT BE PLACED NEXT TO SQUARE CORNER VERSIONS (O01) OR SQUARE CORNER CHAIR W/MERID. VERSIONS (C87, C88).

### Multicovering / Components / Optional vers.



T\_SENS

C\_870

808\_led

### Feet



PL1054

PL1083

PL1084

### Ottoman



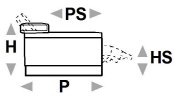
# romeo relax\_2.cal 808 R\_2

L Length - H Height - D Depth - SH Seat Height - SD Seat Depth  
Dimensions refer to maximum sizes.

dimensions	L 112 H67 D107 SH42 SD61	L 114 H67 D107 SH42 SD61	L 114 H67 D107 SH42 SD61	L 178 H67 D107 SH42 SD61	L 198 H67 D107 SH42 SD61
version code	D30	P14	P15	C89	C90
Description	foot chair	foot chair with el.re.	foot el.rec.chair man.headr.	foot 2 seater	foot 2 1/2 seater
L 214 H67 D107 SH42 SD61 C95	L 96 H41 D70 SH- SD- E10	L 60 H40 D10 SH- SD- 870	L 52 H52 D100 SH- SD- M00	L 52 H52 D100 SH- SD- M79	L 52 H52 D100 SH- SD- M80
foot 3 seater	foot rectangular ottoman	armrest	x armrest	outfitted x armrest	holder x armrest
L 52 H52 D100 SH- SD- M02	L 90 H67 D107 SH42 SD61 P17	L 90 H67 D107 SH42 SD61 P18	L 90 H67 D107 SH42 SD61 P26	L 90 H67 D107 SH42 SD61 P27	L 90 H67 D107 SH42 SD61 P24
outfitted holder x armrest	foot mini chair raf	foot mini chair laf	foot rhf el.rec.mini chair	foot lft el.rec.mini chair	foot rhf e.r.mi ch.man.hrest
L 90 H67 D107 SH42 SD61 P25	L 100 H67 D107 SH42 SD61 D14	L 100 H67 D107 SH42 SD61 D15	L 100 H67 D107 SH42 SD61 P30	L 100 H67 D107 SH42 SD61 P31	L 100 H67 D107 SH42 SD61 P28
foot lft e.r.mi ch.man.hrest	foot 1 raf chair	foot 1 laf chair	foot el.r.chair 1arm rh	foot el.r.chair 1arm lf	foot rhf e.r.chair man.hrest

# romeo relax\_2.cal 808 R\_2

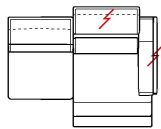
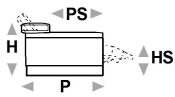
L Length - H Height - D Depth - SH Seat Height - SD Seat Depth  
Dimensions refer to maximum sizes.



dimensions	L 100 H67 D107 SH42 SD61	L 108 H67 D107 SH42 SD61	L 108 H67 D107 SH42 SD61	L 108 H67 D107 SH42 SD61	L 108 H67 D107 SH42 SD61
version code	P29	P19	P20	P34	P35
Description	foot lft e.r.chair man.hrest	foot rhf maxi chair	foot lft maxi chair	foot 1raf maxi chair rec.el	foot 1lft maxi chair rec.el
L 108 H67 D107 SH42 SD61	L 108 H67 D107 SH42 SD61	L 75 H67 D107 SH42 SD61	L 67 H67 D107 SH42 SD61	L 77 H67 D107 SH42 SD61	L 87 H67 D107 SH42 SD61
P32	P33	130	106	E95	182
foot rhf e.r.max ch.ma.hrest	foot lf e.r.max ch.ma.hrest	chair without armr.	armless mini chair elec.rec.	elec.recl.armless chair	el.rec.arml.maxi chair
L 155 H67 D107 SH42 SD61	L 155 H67 D107 SH42 SD61	L 155 H67 D107 SH42 SD61	L 155 H67 D107 SH42 SD61	L 175 H67 D107 SH42 SD61	L 175 H67 D107 SH42 SD61
P38	P39	P36	P37	C91	C92
foot 1rgt arm fac.2str el.r.	foot 1lft arm fac.2str el.r.	foot rhf el.r.2- s.man.headr	foot lft el.r.2- s.man.headr	foot 1 raf 2 1/2 str	foot 1 laf 2 1/2 str
L 175 H67 D107 SH42 SD61	L 175 H67 D107 SH42 SD61	L 175 H67 D107 SH42 SD61	L 175 H67 D107 SH42 SD61	L 191 H67 D107 SH42 SD61	L 191 H67 D107 SH42 SD61
P42	P43	P40	P41	I35	I36
foot rh 2 1/2 seater el.rec.	foot lf 2 1/2 seater el.rec.	foot rhf e.r.2,5- s.man.head.	foot lft e.r.2,5- s.man.head.	1right arm facing 3 str piede	1left arm facing 3 str piede

# romeo relax\_2.cal 808 R\_2

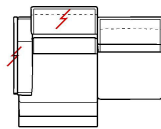
L Length - H Height - D Depth - SH Seat Height - SD Seat Depth  
 Dimensions refer to maximum sizes.



L 191  
 H67 D107 SH42 SD61  
 P45

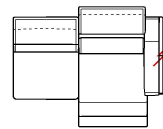
dimensions  
 version code  
 Description

foot 1r.arm  
 fac.3str el.re.



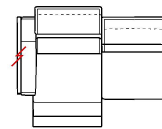
L 191  
 H67 D107 SH42 SD61  
 P46

foot 1l.arm  
 fac.3str el.re.



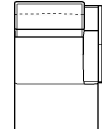
L 191  
 H67 D107 SH42 SD61  
 P47

foot rh el.rec.3-  
 s.man.headr



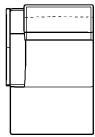
L 191  
 H67 D107 SH42 SD61  
 P48

foot lf el.rec.3-  
 s.man.headr



L 107  
 H67 D165 SH42 SD61  
 H52

foot rhf maxi  
 chaise longue



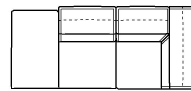
L 107  
 H67 D165 SH42 SD61  
 H53  
 foot lhf maxi  
 chaise longue



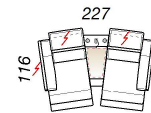
L 105  
 H67 D105 SH42 SD61  
 O01  
 foot square  
 corner



L 240  
 H67 D107 SH42 SD61  
 C87  
 foot  
 sq.c.chr.sq.mer.ri.fasq.c.chr.sq.mer.le.fa



L 240  
 H67 D107 SH42 SD61  
 C88  
 foot  
 sq.c.chr.sq.mer.ri.fasq.c.chr.sq.mer.le.fa



L -  
 H- D- SH- SD-  
 W97  
 p27 + m02 + p26



L -  
 H- D- SH- SD-  
 W98  
 p27 + m02 + i06 +  
 m02 + p26



L -  
 H- D- SH- SD-  
 W99  
 p31 + m02 + e95  
 + m02 + p30