

jive.premium 1128



Model Code F5566

revision 00 of 19-06-18
(the present replaces any previous versions)

Designer: centro studi interno

Structure: pinewood, multilayer and plywood covered with polyurethane foam.

Spring system: elastic webbing.

Seat Padding: seat cushions in ecological polyurethane foam covered with 100% polyester layer

Back Padding: in ecological polyurethane foam covered with 100% dacron polyester padding.

Arm Interior: in ecological polyurethane foam covered with 100% dacron polyester padding.

Removability: not available

Sewing: leather covers feasible with contrast stitching in the colors available; cuts and sewing vary on microfiber (or fabric) covers. The model features a decorative stitch (embroidery stitch n° 1_1 ago/needle) on armrests.

Mechanisms: the model is equipped with adjustable armrests. With armrests completely stretched outwards the length of the sofa increases by 12 cm per armrest side.

Standard feet: the model is lifted 17 cm off the floor. Shiny metal PM805, also available in titanium or satinized finish. Some versions may be equipped with hidden feet with a supporting structural function.

Density of seat and back

Markets	Seat	Back
I	35 Medium	27
D - NL - CH		
USA - California		
GB	37 fire retardant	27 fire retardant
Others	35 Medium	27

Note: when no values/contents are specified in the chart, please refer to "Others" field/area.

Coverings

	suggested	not suggested	not possible
thick leathers	✓		
thin elastic leathers	✓		
natural leathers	✓		
fabric*	✓		
microfibre*	✓		
leather + split			✓
DeLuxe			✓
multi colour			✓
multi-category			✓
multi covering			✓

Please note: for not removable models, only one colour fabric covers are available.


* fabrics and microfibers are not available for the U.K. market

Multicovering / Components / Optional vers.



N.1_1AGO

Feet



PM805

Ottoman

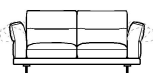
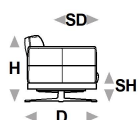


With the reservation of carrying for production purposes and without advanced notices modifications on the materials, coverings and dimensions of the product as indicated in the relevant specification. The given dimensions and volume are of indicative value being subject to the production process tolerances.

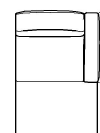
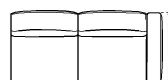
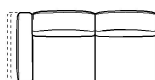
↑ fold following the dotted line ↑

jive. premium 1128

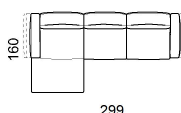
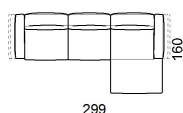
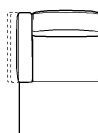
L Length - H Height - D Depth - SH Seat Height - SD Seat Depth
Dimensions refer to maximum sizes of the version with closed mechanism (where available).



dimensions	L 101 H85 D94 SH44 SD56	L 172 H85 D94 SH44 SD56	L 200 H85 D94 SH44 SD56	L 214 H85 D94 SH44 SD56	L 100 H85 D94 SH44 SD56
version code	100	200	240	300	110
Description	chair	2 seater	2 1/2 seater	3 seater	1 right arm facing chair



L 100 H85 D94 SH44 SD56	L 178 H85 D94 SH44 SD56	L 178 H85 D94 SH44 SD56	L 192 H85 D94 SH44 SD56	L 192 H85 D94 SH44 SD56	L 107 H85 D160 SH44 SD116
120	251	252	310	320	601
1 left arm facing chair	1 right arm fac. 2 1/2 str	1 left arm fac. 2 1/2 str	1 right arm facing 3 str	1 left arm facing 3 str	maxi chaise lon. rgt arm fac.



L 107 H85 D160 SH44 SD116	L - H- D- SH- SD- Y26	L - H- D- SH- SD- Y28	L - H- D- SH- SD- Y29
602	110 + 252	320 + 601	602 + 310
maxi chaise lon. lft arm fac.			

↓ fold following the dotted line ↓