

lipari.premium 1178



Model Code F5618

date of issue 10-09-20 revision 00
revision of 11-11-20 (the present replaces any previous versions)

Designer: centro studi interno

Structure: pinewood, beechwood, multilayer and plywood covered with polyurethane foam.

Spring system: elastic webbing

Seat Padding: seat cushions in ecological polyurethane foam covered with 100% polyester padding.

Back Padding: back cushions and headrests in ecological polyurethane foam covered with 100% polyester padding.

Arm Interior: armrests in ecological polyurethane foam covered with 100% polyester padding.

Removability: not available.

Sewing: leather coverings feasible with contrast stitching in the colors available; cuts and sewing vary on microfiber (or fabric) coverings

Mechanisms: the model is equipped with headrests that can be manually lifted. The height of the model with lift-up headrests is 99 cm. Recliner versions available with electrically powered metal mechanism operated by a touch pad positioned on the sides (PULS_1). The maximum depth of the open recliner is 146 cm.

Components: button panel (puls_1) equipped with USB connector which allows several devices to be plugged in.

Standard feet: the model is lifted 12 cm off the floor, PM953 front feet, PM954 rear feet, all in shiny metal, h. 15 cm, also available in Graubraun color. Some versions may be equipped with hidden feet with a supporting structural function.

Density of seat and back

Markets	Seat	Back
I	30 Medium	27
D - NL - CH		
USA - California		
GB	37 fire retardant	27 fire retardant
Others	30 Medium	27

Note: when no values/contents are specified in the chart, please refer to 'Others' field/area.

Coverings

	suggested	not suggested	not possible
thick leathers	✓		
thin elastic leathers	✓		
natural leathers	✓		
fabric*	✓		
microfibre*	✓		
leather + split	✓		
DeLuxe			✓
multi colour			✓
multi-category			✓
multi covering			✓

Please note: for not removable models, only one colour fabric covers are available.

* fabrics and microfibers are not available for the U.K. market

Multicovering / Components / Optional vers.



PULS_1

Feet



PM953

PM954

Ottoman



With the reservation of carrying for production purposes and without advanced notices modifications on the materials, coverings and dimensions of the product as indicated in the relevant specification. The given dimensions and volume are of indicative value being subject to the production process tolerances.

↑ fold following the dotted line ↑

lipari.premium 1178

L Length - H Height - D Depth - SH Seat Height - SD Seat Depth
 Dimensions refer to maximum sizes of the version with closed mechanism (where available).

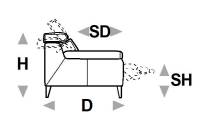
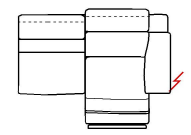
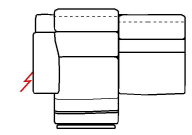
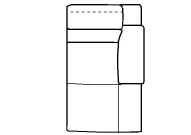
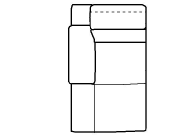
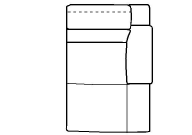
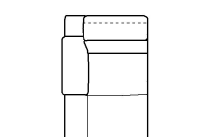
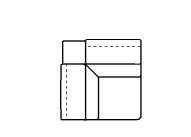
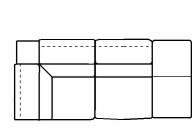
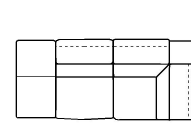
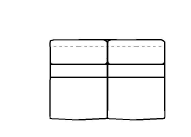
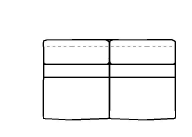
dimensions	L 110 H83 D102 SH47 SD53	L 175 H83 D102 SH47 SD53	L 196 H83 D102 SH47 SD53	L 218 H83 D102 SH47 SD53	L 111 H83 D102 SH47 SD53
version code	100	200	240	300	161
Description	chair	2 seater	2 1/2 seater	3 seater	chair with elec.recl.
L 88 H83 D102 SH47 SD53 B 68	L 88 H83 D102 SH47 SD53 B 69	L 89 H83 D102 SH47 SD53 C 36	L 89 H83 D102 SH47 SD53 C 37	L 98 H83 D102 SH47 SD53 110	L 98 H83 D102 SH47 SD53 120
mini chair raf	mini chair laf	rhf el.rec.mini chair	lhf el.rec.mini chair	1 right arm facing chair	1 left arm facing chair
L 99 H83 D102 SH47 SD53 173	L 99 H83 D102 SH47 SD53 174	L 109 H83 D102 SH47 SD53 114	L 109 H83 D102 SH47 SD53 124	L 110 H83 D102 SH47 SD53 612	L 110 H83 D102 SH47 SD53 613
elec.rec.chair 1arm raf	elec.rec.chair 1arm laf	rhf maxi chair	lhf maxi chair	1raf maxi chair rec.el	1laf maxi chair rec.el
L 173 H83 D102 SH47 SD53 251	L 173 H83 D102 SH47 SD53 252	L 193 H83 D102 SH47 SD53 310	L 193 H83 D102 SH47 SD53 320	L 174 H83 D102 SH47 SD53 G 06	L 174 H83 D102 SH47 SD53 G 07
1 right arm fac.2 1/2 str	1 left arm fac. 2 1/2 str	1right arm facing 3 str	1left arm facing 3 str	rhf 2 1/2 seater el.rec.	lhf 2 1/2 seater el.rec.

↓ fold following the dotted line ↓

↑ fold following the dotted line ↑

lipari.premium 1178

L Length - H Height - D Depth - SH Seat Height - SD Seat Depth
 Dimensions refer to maximum sizes of the version with closed mechanism (where available).

dimensions	L 194 H83 D102 SH47 SD53	L 194 H83 D102 SH47 SD53	L 98 H83 D162 SH47 SD113	L 98 H83 D162 SH47 SD113	L 109 H83 D162 SH47 SD113
version code	403	404	410	420	601
Description	1rgt arm fac.3str elec.rec.	1lft arm fac.3str elec.rec.	chaise lon.rhf arm fac	chaise lon.lhf arm fac	maxi chaise lon.rgt arm fac.
					
					
L 109 H83 D162 SH47 SD113	L 103 H83 D103 SH47 SD53	L 226 H83 D103 SH47 SD53	L 226 H83 D103 SH47 SD53	L 146 H83 D102 SH47 SD53	L 168 H83 D102 SH47 SD53
602	040	043	044	243	330
maxi chaise lon.lft arm fac.	square corner	sq.cor.chr.sq.mer. rig.fac.	sq.cor.chr.sq.mer.le 2 1/2 seater with fac.	no armrests	3 str with no armrests

↓ fold following the dotted line ↓