

# quadra.premium 1215

## Model Code F5658

date of issue 11-05-22 revision 00  
revision of 31-05-22 (the present replaces any previous versions)



**Designer:** centro studi interno

**Structure:** pinewood, beech-wood, multilayer and plywood covered with polyurethane foam. Versions featuring removable covers are additionally wrapped with thermo-bonded textile fabric coupled with cloth.

**Spring system:** elastic webbing

**Seat Padding:** seat cushions in ecologic polyurethane foam covered with 100% polyester padding. Versions featuring removable covers are additionally wrapped with thermo-bonded textile fabric coupled with cloth.

**Back Padding:** backrests in ecologic polyurethane foam covered with 100% polyester padding. Versions featuring removable covers are additionally wrapped with thermo-bonded textile fabric coupled with cloth.

**Arm Interior:** armrests in ecologic polyurethane foam covered with 100% polyester padding. Versions featuring removable covers are additionally wrapped with thermo-bonded textile fabric coupled with cloth.

**Removability:** entirely removable fabric or microfiber covers

**Sewing:** leather covers feasible with contrast stitching in the colors available; cuts and sewings vary on microfiber (or fabric) covers.

**Bed Version:** available with welded steel mesh and elastic webbing on the seats. Synchro opening through backrests flip-up. Seat and back cushions are fixed to the structure while opening the sofa bed. Mattress available in two different types: polyurethane foam or memory foam (polyurethane foam + Memory). The size of the mattress (see sizes on spec sheet drawings) may vary slightly because of the way it is arranged and due to the characteristics of the material, without affecting the quality of the product. The total depth of the model with open bed is 208 cm.

**Standard feet:** beech-wood feet, h. 7 cm (PL2205), with mahogany finish. Alternatively, it is possible to choose among the wooden finishes enclosed in the sample book.

**Please note:** Quadra is equipped with a 13 cm high mattress on all "bed" versions; "bed h. 16" versions come with a 16 cm high mattress.

### Density of seat and back kg/cbm (±5%) <sup>(1)</sup>

Markets	Seat	Back
I	30 Medium	24
D - NL - CH	30 sostenuta hard	28 hard
USA - California		
GB	37 fire retardant	31 fire retardant
Others	30 Medium	30

Note: when no values/contents are specified in the chart, please refer to "Others" field/area.

<sup>(1)</sup>Density: volume mass apparently determined on materials without any kind of covers and according to the UNI EN ISO 845 regulations. Indicated values refer to production averages; the Company reserves the right, if needed, to make changes to the declared technical characteristics. Before use, it is advisable to look at the SAFETY INFORMATION TECHNIQUE for info regarding use and protection of people and of the environment, in compliance with existing EEC regulations.

### Coverings

	suggested	not suggested	not possible
thick leathers	✓		
thin elastic leathers	✓		
natural leathers	✓		
fabric*	✓		
microfibre*	✓		
leather + split			✓
DeLuxe			✓
multi colour**			✓
multi-category**			✓
multi covering**			✓

Please note: for not removable models, only one colour fabric covers are available.

\* fabrics and microfibers are not available for the U.K. market

### Components / Optional vers.



### Feet



PL2205



### Ottoman

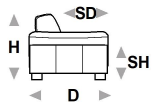
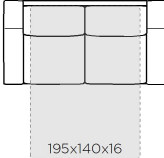
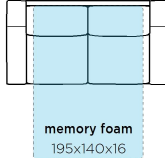
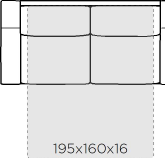
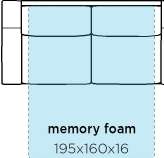

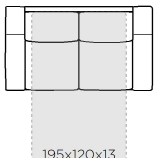
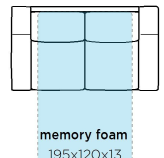

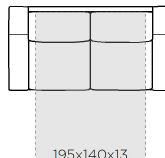
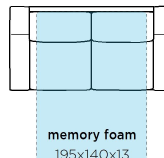
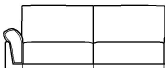
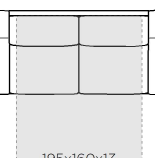
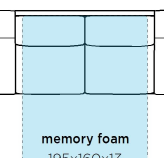






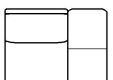
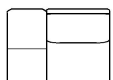

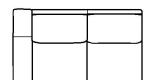


With the reservation of carrying for production purposes and without advanced notices modifications on the materials, coverings and dimensions of the product as indicated in the relevant specification. The given dimensions and volume are of indicative value being subject to the production process tolerances. For normal use, the following maximum loads are recommended: Armchairs max. 120 kg, 2-seat sofas max. 200 kg (2x100 kg), 3-seat sofas max. 240 kg (3x80 kg). Use with loads exceeding the indicated values may cause the sofa/armchair or its components to break.

↑ fold following the dotted line ↑

# quadra.premium 1215

L Length - H Height - D Depth - SH Seat Height - SD Seat Depth  
Dimensions refer to maximum sizes of the version with closed mechanism (where available).

 <p>dimensions</p> <p>version code</p> <p>Description</p>	 <p>L 208 H84 D101 SH47 SD58</p> <p>C11</p> <p>2 1/2 seater with bed h.16</p>	 <p>L 208 H84 D101 SH47 SD58</p> <p>C12</p> <p>2 1/2 str with memory bed h.16</p>	 <p>L 228 H84 D101 SH47 SD58</p> <p>C13</p> <p>3 seater with bed h.16</p>	 <p>L 228 H84 D101 SH47 SD58</p> <p>C14</p> <p>3 str with memory bed h.16</p>	 <p>L 188 H84 D101 SH44 SD58</p> <p>200</p> <p>2 seater</p>
 <p>L 188 H84 D101 SH44 SD58</p> <p>201</p> <p>2 seater with bed</p>	 <p>L 188 H84 D101 SH44 SD58</p> <p>H65</p> <p>2 str with bed memory</p>	 <p>L 208 H84 D101 SH44 SD58</p> <p>240</p> <p>2 1/2 seater</p>	 <p>L 208 H84 D101 SH44 SD58</p> <p>241</p> <p>2 1/2 seater with bed</p>	 <p>L 208 H84 D101 SH44 SD58</p> <p>H66</p> <p>2 1/2 str with bed memory</p>	 <p>L 228 H84 D101 SH44 SD58</p> <p>300</p> <p>3 seater</p>
 <p>L 228 H84 D101 SH44 SD58</p> <p>301</p> <p>3 seater with bed</p>	 <p>L 228 H84 D101 SH44 SD58</p> <p>H67</p> <p>3 str with bed memory</p>	 <p>L 94 H84 D101 SH44 SD58</p> <p>B68</p> <p>mini chair raf</p>	 <p>L 94 H84 D101 SH44 SD58</p> <p>B69</p> <p>mini chair laf</p>	 <p>L 104 H84 D101 SH44 SD58</p> <p>110</p> <p>1 right arm facing chair</p>	 <p>L 104 H84 D101 SH44 SD58</p> <p>120</p> <p>1 left arm facing chair</p>
 <p>L 70 H84 D101 SH44 SD58</p> <p>D62</p> <p>small chair no arm</p>	 <p>L 80 H84 D101 SH44 SD58</p> <p>130</p> <p>chair without armr.</p>	 <p>L 130 H84 D101 SH44 SD58</p> <p>168</p> <p>chr no arms mer.rgt fac.ter.</p>	 <p>L 130 H84 D101 SH44 SD58</p> <p>169</p> <p>chr no arms mer.lft fac. term.</p>	 <p>L 164 H84 D101 SH44 SD58</p> <p>210</p> <p>1right arm facing 2 str</p>	 <p>L 164 H84 D101 SH44 SD58</p> <p>220</p> <p>1left arm facing 2 str</p>

↓ fold following the dotted line ↓

↑ fold following the dotted line ↑

# quadra. premium 1215

L Length - H Height - D Depth - SH Seat Height - SD Seat Depth  
Dimensions refer to maximum sizes of the version with closed mechanism (where available).

	L 164 H84 D101 SH44 SD58 195x120x13	L 164 H84 D101 SH44 SD58 195x120x13	L 164 H84 D101 SH44 SD58 memory foam 195x120x13	L 164 H84 D101 SH44 SD58 memory foam 195x120x13	L 174 H84 D101 SH44 SD58	
	dimensions version code Description	211 1rgt arm fac. 2str with bed	221 1lf arm fac.2str with bed	C15 memory bed rhf 2-seater	C16 memory bed lhf 2-seater	251 1 right arm fac.2 1/2 str
	L 174 H84 D101 SH44 SD58 195x140x13	L 174 H84 D101 SH44 SD58 195x140x13	L 174 H84 D101 SH44 SD58 195x140x13	L 174 H84 D101 SH44 SD58 memory foam 195x140x13	L 174 H84 D101 SH44 SD58 memory foam 195x140x13	L 194 H84 D101 SH44 SD58
	252 1 left arm fac. 2 1/2 str	267 2p1/2 str 1a. raf bed	268 2 1/2 str 1a.laf bed	C17 memory bed rhf 2 1/2 seater	C18 memory bed lhf 2 1/2 seater	310 1right arm facing 3 str
	L 194 H84 D101 SH44 SD58 195x160x13	L 194 H84 D101 SH44 SD58 195x160x13	L 194 H84 D101 SH44 SD58 195x160x13	L 194 H84 D101 SH44 SD58 memory foam 195x160x13	L 194 H84 D101 SH44 SD58 memory foam 195x160x13	L 94 H84 D161 SH44 SD118
	320 1left arm facing 3 str	311 1 rgt arm fac.3 str with bed	321 1lf arm fac.3 str with bed	C19 memory bed rhf 3-seater	C10 memory bed lhf 3-seater	597 mini chaise lon.rhf
	L 94 H84 D161 SH44 SD118	L 104 H84 D161 SH44 SD118	L 104 H84 D161 SH44 SD118	L 106 H84 D106 SH44 SD58		
	598 mini chaise lon.lhf	410 chaise lon.rhf arm fac	420 chaise lon.lhf arm fac	040 square corner		

↓ fold following the dotted line ↓