



LUNA



CARATTERISTICHE STANDARD

- Struttura in legno e multistrato molleggio seduta con cinghie elastiche.
- Profondità seduta 60 cm.
- Larghezza seduta 60 cm.
- Altezza seduta 45 cm.
- Imbottitura seduta e schienale in poliuretano.
- Base girevole e piedi in metallo disponibili in: cromato, cromato nero-titanio, rame brunito, alluminio brunito o metallo verniciato.
- Dettaglio schienale in Cacciù colore nero.
- Cucitura CUC 503.

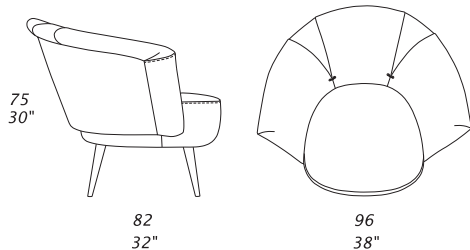
STANDARD FEATURES

- Hard wood frame, seat suspensions in reinforced elastic webbing.
- Seat depth 60 cm - 24".
- Seat width 60 cm - 24".
- Seat height 45 cm - 18".
- Seat and back cushions in polyurethane.
- Metal swivel base and legs available in: chrome, dark chrome-titanio, burnished copper, burnished aluminium or painted metal.
- Back cushion detail in Cacciù black color.
- Stitching CUC 503.

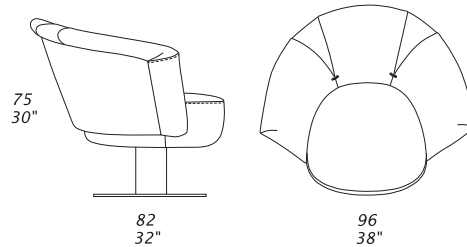
Scheda tecnica – Technical sheet



PNA



POL (swivel)



NOTE

- Dimensioni: la prima cifra indica i centimetri, la seconda cifra indica i pollici.
- Versione in tessuto: cucitura CUC 501 e dettaglio schienale in pelle.
- Per finiture vedi listino personalizzazioni.

NOTES

- Dimensions: the first figure shows sizes in centimeters, the second in inches.
- Fabric version: stitching CUC 501 and back cushion detail in leather.
- For finishes check customizing price list.